

Scaled data based on original data using
LM-79-08 Approved Method: Electrical and Photometric Measurements of Solid-
State Lighting Products

Test Report Prepared for
Cooper Lighting Solutions
(formerly Eaton)

Brand: McGRAW-EDISON

Report Number: P386740

Luminaire Tested: **GWC-SA2B-830-U-T4W-HSS**

Issue Date: 3/3/2020

Test Information

Test Method: LM-79-08
Report Number: P386740
TEST IS SCALED FROM IESNA LM-79-08 TEST DATA (G2-1903-205-19)
Test Lab: INNOVATION CENTER
Issue Date: 3/3/2020
Manufacturer: COOPER LIGHTING SOLUTIONS (FORMERLY EATON)
Product Line: MCGRAW-EDISON
Catalog Number: GWC-SA2B-830-U-T4W-HSS
Description: GALLEON WALL LUMINAIRE
(2) 80 CRI, 3000K, 800mA LIGHTSQUARES WITH 16 LEDS EACH AND TYPE IV WIDE OPTICS WITH HOUSE SIDE SHIELD
Light Source: -
Ballast/Driver: ELECTRONIC DRIVER

Summary

Lumens per Lamp: N/A
Luminaire Lumens: 6869 lumens
Efficiency: N/A
Efficacy: 80.8 lumens/watt
Luminous Opening: Rectangular (W 1' x L: 0.5' x H: 0')
IES Classification: Type IV - Short
BUG Rating: B1 - U0 - G2

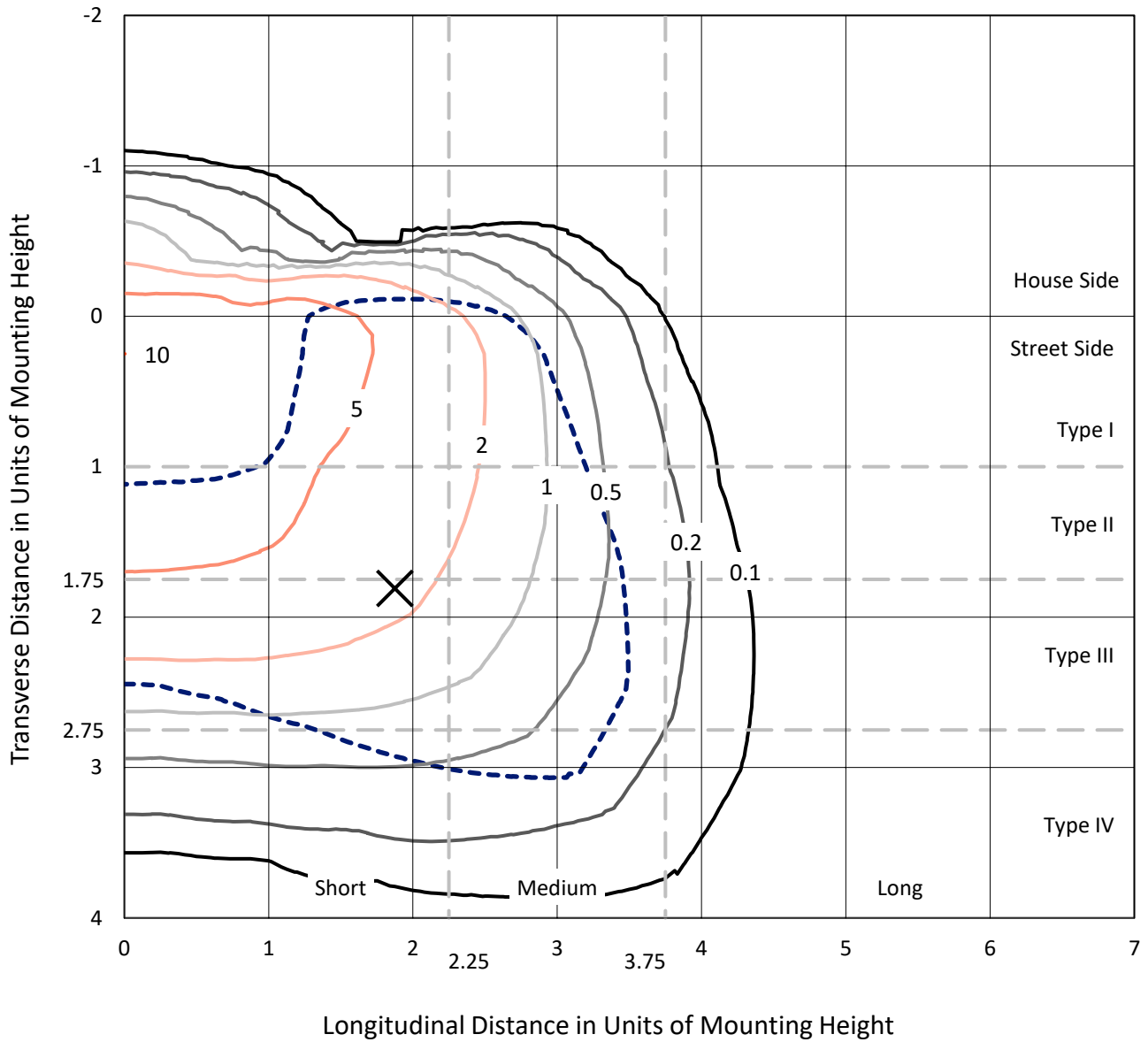
Input Watts (W): 85
Input Voltage (V): NR
Input Current (Ain): NR
Voltage Rise (V): NR
Power Factor: NR
Total Harmonic Distortion (THDi): NR
Frequency (hertz): 60
Stabilization Time: NR
Operation Time: NR
Ambient Temperature (°C): NR
Test Distance: 24 FT



REPORT NUMBER: P386740
 CATALOG NUMBER: GWC-SA2B-830-U-T4W-HSS

Iso-Footcandle Lines of Horizontal Illumination

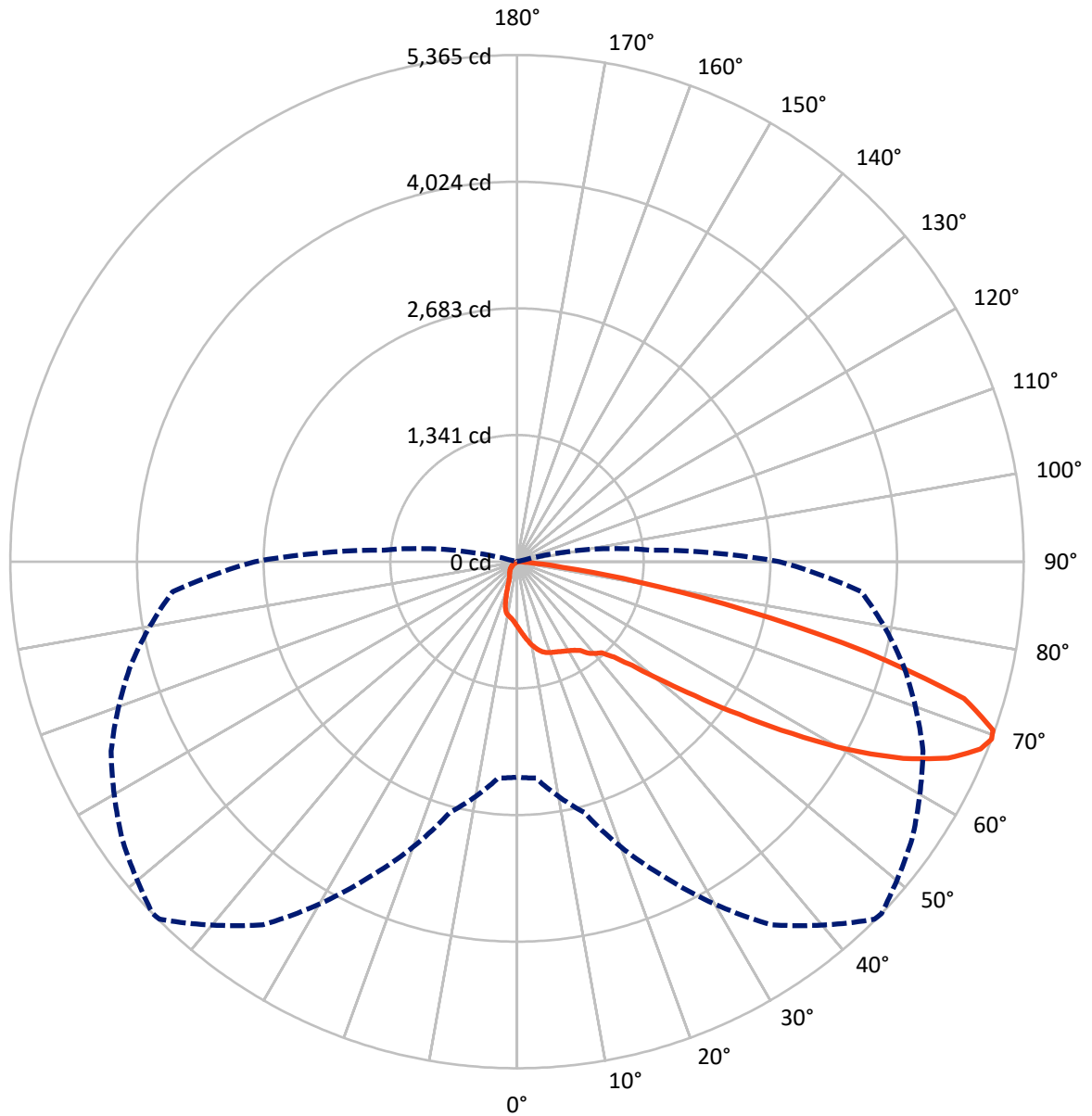
✕ Max cd
 - - - 1/2 Max cd



Based on 10 foot mounting height. Maximum calculated value = 10 fc
 Type IV - Short - N/A

REPORT NUMBER: P386740
CATALOG NUMBER: GWC-SA2B-830-U-T4W-HSS

Luminous Intensity Polar Plot



— Vertical Plane Through 46-Deg Lateral - - - Horizontal Cone Through 69-Deg Vertical

REPORT NUMBER: P386740

CATALOG NUMBER: GWC-SA2B-830-U-T4W-HSS

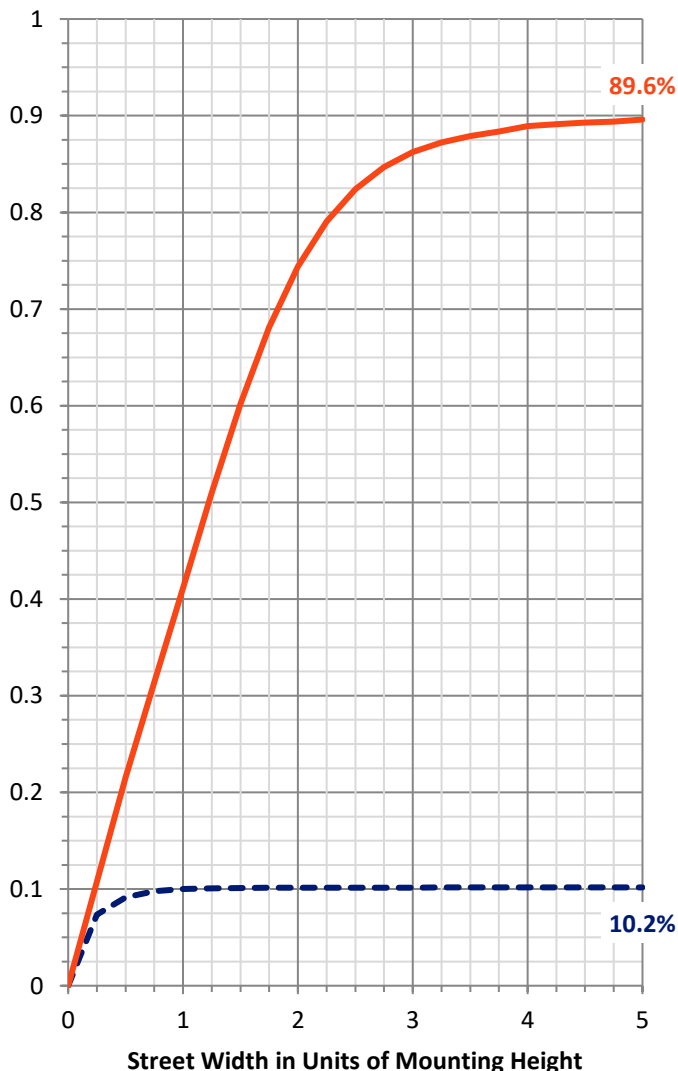
FLUX DISTRIBUTION:

		Downward	Upward	Total
House Side	Lumens	704.9	0.0	704.9
	% Fixture	10.3	0.0	10.3
Street Side	Lumens	6164.0	0.0	6164.0
	% Fixture	89.7	0.0	89.7
Total	Lumens	6869.0	0.0	6869.0
	% Fixture	100.0	0.0	100.0

ZONAL LUMENS:

Zone	Lumens	% Fixture
0°-10°	68.5	1.0
10°-20°	207.8	3.0
20°-30°	326.8	4.8
30°-40°	468.7	6.8
40°-50°	810.1	11.8
50°-60°	1600.4	23.3
60°-70°	2236.7	32.6
70°-80°	1080.6	15.7
80°-90°	69.4	1.0
90°-100°	0.0	0.0
100°-110°	0.0	0.0
110°-120°	0.0	0.0
120°-130°	0.0	0.0
130°-140°	0.0	0.0
140°-150°	0.0	0.0
150°-160°	0.0	0.0
160°-170°	0.0	0.0
170°-180°	0.0	0.0
0°-90°	6869.0	100.0
0°-180°	6869.0	100.0

Coefficient of Utilization



REPORT NUMBER: P386740

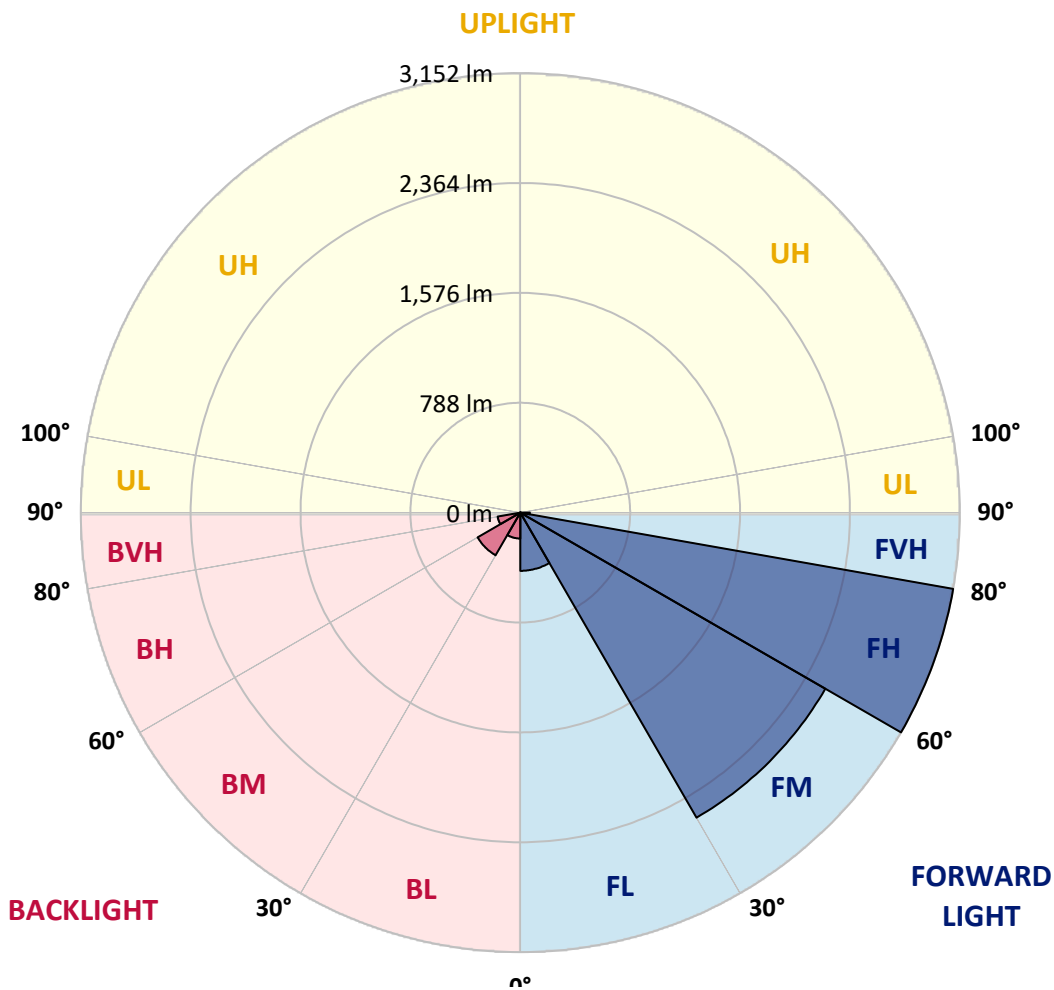
CATALOG NUMBER: GWC-SA2B-830-U-T4W-HSS

LUMINAIRE CLASSIFICATION SYSTEM LUMEN TABLE AND BUG RATING:

Zone	Lumens	% Fixture	Zone Rating/Lumen Limit		
			B	U	G
FL (0°-30°)	417.4	6.1			
FM (30°-60°)	2525.9	36.8			
FH (60°-80°)	3151.9	45.9			G2/5000
FVH (80°-90°)	68.9	1.0			G1/100
BL (0°-30°)	185.8	2.7	B1/500		
BM (30°-60°)	353.3	5.1	B1/1000		
BH (60°-80°)	165.3	2.4	B1/500		G1/500
BVH (80°-90°)	0.6	0.0			G0/10
UL (90°-100°)	0.0	0.0		U0/0	
UH (100°-180°)	0.0	0.0		U0/0	

BUG Rating: B1-U0-G2

Type IV Short





REPORT NUMBER: P386740

CATALOG NUMBER: GWC-SA2B-830-U-T4W-HSS

CANDELA DISTRIBUTION (FULL):

	0°	5°	15°	25°	35°	45°	46°	55°	65°	75°	85°
0°	688.2	688.2	688.2	688.2	688.2	688.2	688.2	688.2	688.2	688.2	688.2
2.5°	764.6	763.6	759.1	757.2	746.2	739.8	737.2	729.2	717.6	706.0	693.1
5°	851.5	851.2	842.8	834.8	814.2	794.9	791.3	772.6	746.5	722.1	697.6
7.5°	940.4	936.2	927.9	912.4	882.5	851.5	848.6	822.2	785.2	749.8	714.7
10°	1015.8	1013.2	1002.3	978.7	943.6	908.5	905.0	872.5	830.6	787.1	742.4
12.5°	1074.4	1072.5	1058.0	1028.7	991.3	954.9	950.1	921.1	876.3	827.7	774.9
15°	1110.2	1109.2	1091.5	1060.2	1023.5	992.0	987.8	962.3	920.8	869.9	810.3
17.5°	1118.5	1118.8	1100.5	1068.9	1038.7	1016.1	1012.9	993.6	958.8	908.2	845.7
20°	1099.8	1103.7	1087.3	1059.9	1041.2	1029.3	1026.7	1015.1	985.8	938.2	874.1
22.5°	1073.4	1075.4	1064.1	1045.7	1038.0	1040.3	1039.0	1032.5	1007.7	963.9	902.1
25°	1057.3	1057.3	1050.6	1035.1	1040.3	1054.1	1054.4	1053.1	1033.5	995.5	936.2
27.5°	1056.7	1054.8	1047.0	1035.4	1049.6	1070.9	1072.1	1080.8	1068.6	1033.8	978.7
30°	1082.5	1080.2	1063.8	1048.6	1066.7	1089.5	1092.8	1111.8	1105.6	1075.4	1026.1
32.5°	1142.7	1134.6	1098.2	1073.4	1087.0	1114.3	1118.5	1148.8	1158.5	1126.6	1071.8
35°	1225.1	1199.7	1147.2	1120.5	1121.7	1150.4	1154.3	1198.7	1227.4	1173.6	1107.3
37.5°	1338.8	1326.3	1240.9	1169.4	1175.2	1218.7	1230.0	1278.3	1270.2	1199.4	1147.5
40°	1588.1	1568.4	1477.6	1306.6	1226.4	1274.1	1277.6	1303.4	1304.0	1257.7	1231.2
42.5°	1927.5	1919.5	1823.8	1555.6	1327.2	1311.1	1317.6	1361.0	1409.7	1380.7	1379.4
45°	2303.4	2299.2	2197.8	1886.0	1531.1	1432.5	1440.6	1498.9	1592.0	1598.4	1639.3
47.5°	2605.8	2603.9	2545.6	2254.8	1843.2	1638.3	1640.9	1702.7	1866.4	1947.2	2012.6
50°	2881.5	2890.8	2844.8	2653.8	2268.3	1960.7	1954.6	1995.8	2258.6	2391.0	2472.2
52.5°	3264.8	3278.0	3148.8	3026.1	2714.3	2360.7	2355.9	2399.0	2730.1	2829.3	2843.8
55°	3603.2	3580.7	3478.6	3443.2	3258.3	2854.8	2853.5	2891.5	3186.2	3228.4	3255.1
57.5°	3752.7	3744.0	3793.3	3874.4	3828.0	3438.7	3435.8	3406.8	3594.2	3598.7	3680.9
60°	3847.0	3857.7	4008.7	4259.0	4374.6	4067.0	4048.3	3871.5	3983.9	3973.9	4061.9
62.5°	3776.2	3797.1	4068.9	4486.0	4783.6	4615.5	4589.1	4297.3	4316.9	4282.5	4364.3
65°	3400.0	3432.5	3878.0	4443.2	4986.5	5044.1	5017.4	4673.1	4581.3	4524.7	4479.2
67.5°	2760.7	2780.0	3245.1	4070.6	4895.0	5299.9	5294.4	5002.6	4781.0	4483.8	4131.4
69°	2281.5	2300.5	2748.2	3678.3	4693.7	5354.6	5365.2	5108.2	4743.0	4235.1	3660.6
70°	1932.4	1952.7	2369.7	3342.0	4460.2	5329.2	5348.2	5098.3	4634.2	3947.2	3247.4
72.5°	1013.5	1030.9	1458.9	2302.4	3636.1	4893.4	4951.1	4667.3	3928.2	2866.7	1920.1
75°	318.5	328.5	569.7	1203.5	2489.5	3804.8	3818.1	3661.2	2789.4	1576.8	799.7
77.5°	121.4	118.5	189.7	443.5	1258.6	2395.8	2476.7	2287.9	1463.8	557.5	184.5
80°	65.4	65.7	98.6	183.6	538.5	1231.2	1299.5	1108.9	520.1	173.9	42.5
82.5°	28.3	29.6	55.4	97.3	247.3	454.1	488.2	406.4	198.7	116.9	15.8
85°	6.1	6.8	26.7	52.8	100.8	127.5	133.7	131.7	126.6	90.8	6.1
87.5°	0.0	0.0	11.9	19.0	25.4	29.0	25.4	33.2	69.9	61.2	3.2
90°	0.0	0.0	0.0	0.0	0.0	0.0	0.0	0.0	0.0	0.0	0.0



REPORT NUMBER: P386740

CATALOG NUMBER: GWC-SA2B-830-U-T4W-HSS

CANDELA DISTRIBUTION (continued):

	90°	95°	105°	115°	125°	135°	145°	155°	165°	175°	180°
0°	688.2	688.2	688.2	688.2	688.2	688.2	688.2	688.2	688.2	688.2	688.2
2.5°	688.9	683.1	673.1	662.2	654.4	646.4	639.9	637.0	633.8	631.6	634.5
5°	687.6	676.3	657.0	638.3	624.8	613.9	604.8	601.3	597.7	595.2	594.8
7.5°	698.9	683.1	653.5	626.1	605.2	590.3	578.1	572.9	568.8	566.8	565.2
10°	720.5	700.2	660.6	624.8	597.7	572.6	546.2	525.9	512.7	506.6	504.4
12.5°	748.5	723.0	674.1	631.6	592.3	544.0	487.9	439.6	408.4	398.1	392.0
15°	781.3	749.8	691.8	640.3	572.3	484.1	389.1	325.9	296.9	291.1	284.7
17.5°	812.9	778.1	713.0	641.9	528.5	386.8	285.0	242.2	230.9	234.8	235.7
20°	840.6	806.1	734.0	627.7	449.0	290.2	220.6	210.0	214.2	221.6	222.9
22.5°	868.6	833.2	753.3	590.3	347.2	220.3	198.7	201.3	205.5	212.9	214.2
25°	902.7	866.0	771.3	521.7	260.5	187.4	188.7	192.6	196.8	203.5	204.2
27.5°	942.0	907.6	783.3	432.5	193.2	172.3	176.5	182.3	186.5	192.9	194.2
30°	994.2	962.3	787.1	340.1	162.0	158.8	160.7	167.8	173.9	179.7	180.7
32.5°	1043.2	1016.4	774.2	256.7	150.1	146.2	146.2	150.4	157.5	163.0	164.3
35°	1088.3	1070.9	733.0	187.8	141.1	134.6	131.4	131.4	135.9	140.4	141.7
37.5°	1147.8	1147.2	666.3	149.8	132.4	125.0	118.2	113.0	111.4	112.4	113.0
40°	1249.9	1250.9	579.4	134.3	125.0	115.0	104.7	95.3	86.6	83.7	83.4
42.5°	1409.3	1394.9	488.2	126.9	118.5	104.7	89.2	76.7	63.1	58.9	58.6
45°	1662.5	1576.5	391.6	120.1	111.8	93.1	73.8	56.7	45.7	42.5	42.5
47.5°	2031.2	1815.1	303.4	112.7	102.7	79.9	55.7	40.9	33.5	31.9	32.2
50°	2412.6	2049.0	232.5	103.4	91.8	66.0	41.2	29.6	25.4	25.4	25.8
52.5°	2750.7	2220.3	181.3	93.4	78.3	51.9	31.2	23.2	21.3	20.9	21.3
55°	3067.3	2330.8	138.8	81.8	62.2	38.6	23.8	19.0	17.7	17.1	16.7
57.5°	3372.6	2385.5	104.0	66.0	45.1	28.0	19.0	16.1	14.8	13.8	13.5
60°	3575.9	2341.1	71.5	48.6	31.2	20.3	15.8	13.8	12.2	11.3	11.0
62.5°	3690.5	2219.7	46.1	35.1	22.2	15.1	12.6	11.6	9.3	8.4	8.4
65°	3644.1	2019.3	32.2	25.1	16.1	11.3	9.3	9.3	6.8	5.5	5.2
67.5°	3229.3	1706.0	24.5	18.7	11.6	8.4	7.1	8.1	4.2	2.6	2.6
69°	2778.4	1413.9	20.9	15.5	9.7	6.8	6.1	7.4	2.9	1.9	1.6
70°	2414.8	1219.7	19.0	13.5	8.1	5.8	5.5	7.1	2.9	1.6	1.3
72.5°	1444.8	680.2	14.5	9.7	5.2	4.5	4.5	8.1	2.9	1.6	1.3
75°	583.9	239.6	10.6	6.8	3.9	3.9	5.5	10.3	2.6	1.3	1.0
77.5°	132.4	52.5	6.1	4.2	2.6	3.9	6.4	8.1	1.6	0.6	0.0
80°	32.2	12.9	3.9	2.6	1.6	2.9	4.8	4.5	0.3	0.0	0.0
82.5°	10.6	4.5	1.6	1.3	0.3	1.0	2.3	1.3	0.0	0.0	0.0
85°	4.5	2.6	0.6	0.3	0.0	0.0	0.3	0.0	0.0	0.0	0.0
87.5°	2.9	1.0	0.0	0.0	0.0	0.0	0.0	0.0	0.0	0.0	0.0
90°	0.0	0.0	0.0	0.0	0.0	0.0	0.0	0.0	0.0	0.0	0.0

Signify Classified - Internal
Cooper Lighting Solutions Photometric Lab
1121 Highway 74 South
Peachtree City, GA 30269

Scaled Data Report



Report Generated By 670245982

Signify Classified - Internal
Cooper Lighting Solutions Photometric Lab
1121 Highway 74 South
Peachtree City, GA 30269

Scaled Data Report



Signify Classified - Internal
Cooper Lighting Solutions Photometric Lab
1121 Highway 74 South
Peachtree City, GA 30269

Scaled Data Report



Signify Classified - Internal
Cooper Lighting Solutions Photometric Lab
1121 Highway 74 South
Peachtree City, GA 30269

Scaled Data Report



Signify Classified - Internal
Cooper Lighting Solutions Photometric Lab
1121 Highway 74 South
Peachtree City, GA 30269

Scaled Data Report



--- HS — SS

Signify Classified - Internal
Cooper Lighting Solutions Photometric Lab
1121 Highway 74 South
Peachtree City, GA 30269

Scaled Data Report



u

Signify Classified - Internal
Cooper Lighting Solutions Photometric Lab
1121 Highway 74 South
Peachtree City, GA 30269

Scaled Data Report



Signify Classified - Internal
Cooper Lighting Solutions Photometric Lab
1121 Highway 74 South
Peachtree City, GA 30269

Scaled Data Report



(END OF REPORT)